




**Whatcom County
Marine Resources Committee**



LEGEND

-  Abalone
-  Hardshell Clam
-  Subtidal Clam
-  Oyster
-  Geoduck
-  Sea Urchin

Sources
 WA Dept. of Fisheries - 1992
 WA Dept. of Ecology - 1992
 Pacific International Engineering and
 Anchor Environmental - 1999

Shoreline Information derived
 from USGS 100k DLG data

Map Units: Feet
 Horizontal Coordinate System:
 WA State Plane South Zone (NAD27)



**FIGURE 9. SHELLFISH,
SOUTH WHATCOM COUNTY**

